







Mon	Tue	Wed	Thu	CT. ELDS FOR MONTH:
	1 Life Cycle of Pumpkin	2 Five Little pumpkins Positional words ♪ - Music	3 Field Trip to Castle Hill Farm	S.60.8 Demonstrate an understanding of how living things grow and change through predictable stages L.60.1 Understand an increasing variety and specificity of words 
7 Letter of the Week L Letter formation/sound	8 Retelling The little old Lady Who wasn't Afraid of Anything	9 Yom Kippur NO SCHOOL	10 Leaf rubbings 	PH.60.4 Have sufficient control of writing implements to copy simple forms or geometric shapes and write some letters (letter of week introductions) L.60.12 With prompting and support, retell familiar stories, including story elements S.60.14 Give examples of ways in which weather variables
14 Columbus Day Letter of the Week F Letter formation/sound	15 Green Witch Green Witch What do you see?	16 Fall Leaves Fall Picture Day Bring Your Smile	17 Rhyming Picture Day Bring Your Smile	L.60.21 Make some letter-sound connections L.60.15 Know how print is read M.60.2 Count up to 10 objects using one-to-one correspondence
21 Letter of the Week E Letter formation/sound	22 Halloween Patterning	23 Pumpkin Rhymes 	24 What is Non-Fiction?	PH.60.3 Use coordinated movements to manipulate materials L.60.11 Independently choose to "read" books and select a variety of texts including fiction and nonfiction L.60.16 Know that books have titles, authors, illustrators or photographers
28 Letter of the Week H Letter formation/sound	29 Halloween cut and paste counting book	30 H is for Halloween	31 Halloween	Wesley Learning Center 203-426-6149 Mrs. O'Hara / Mrs. Mc Callum Fours Program 